

FROM THE PRINCIPAL

Dear Parents and Community Members,

The North Albany Middle School Tigers are proud of our many successes this year. We received a rating of Level 4 out of 5, with scores that show our students performing higher than schools with similar demographics. We increased in students meeting growth criteria, and two of our sub-groups increased their meet rate.

With our class structure, students take courses to challenge and advance, as well as learn positive citizenship skills. Our staff works collaboratively on standards based teaching and grading, so students are measured on the same grade level concepts and assessments in preparation for Common Core. Interventions are in place for students needing additional time to learn.

You are an integral part of our school success. You can partner with us by checking Pinnacle on a weekly basis, reading through your student's planner and having nightly discussions on what was learned that day. Please join our e-mail list, sign-up for our school app or visit our website for more information. We like to share our Tiger Pride!

Thank you,

Principal | Jane Evans

SCHOOL PROFILE

Enrollment 2012-13	537
Change from previous year	+8.0%
Students attending 90% or more of enrolled days	88%

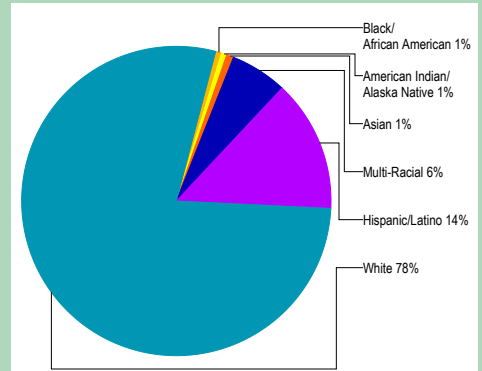
Note: a "*" is displayed when the data must be suppressed to protect student confidentiality.

Select Demographics 2012-13	
English Learners	8%
<i>Students who have ever been eligible for or participated in a program to acquire academic English.</i>	

Economically disadvantaged	32%
Students with disabilities	10%

Number of different languages spoken: 5

STUDENTS

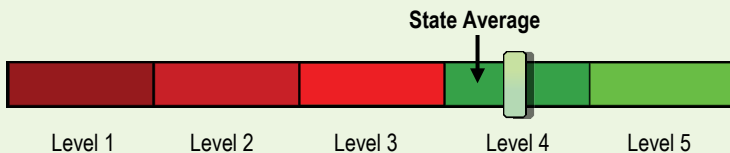


OVERALL STATE RATING

HOW ARE STUDENTS AT THIS SCHOOL PERFORMING COMPARED TO THOSE AT OTHER SCHOOLS?

The overall state rating is intended to summarize this school's particular successes and challenges. It is based on a combination of up to five factors. Three of these factors come from standardized test scores in reading and math: student achievement, student growth, and the growth of underserved subgroups. Please be aware that this rating is based mainly on high-stakes testing and accordingly, represents a limited view of student performance. Other aspects of this report card are designed to put this rating in the proper context.

Compared to all schools statewide in 2012-13, this school is rated as Level 4.



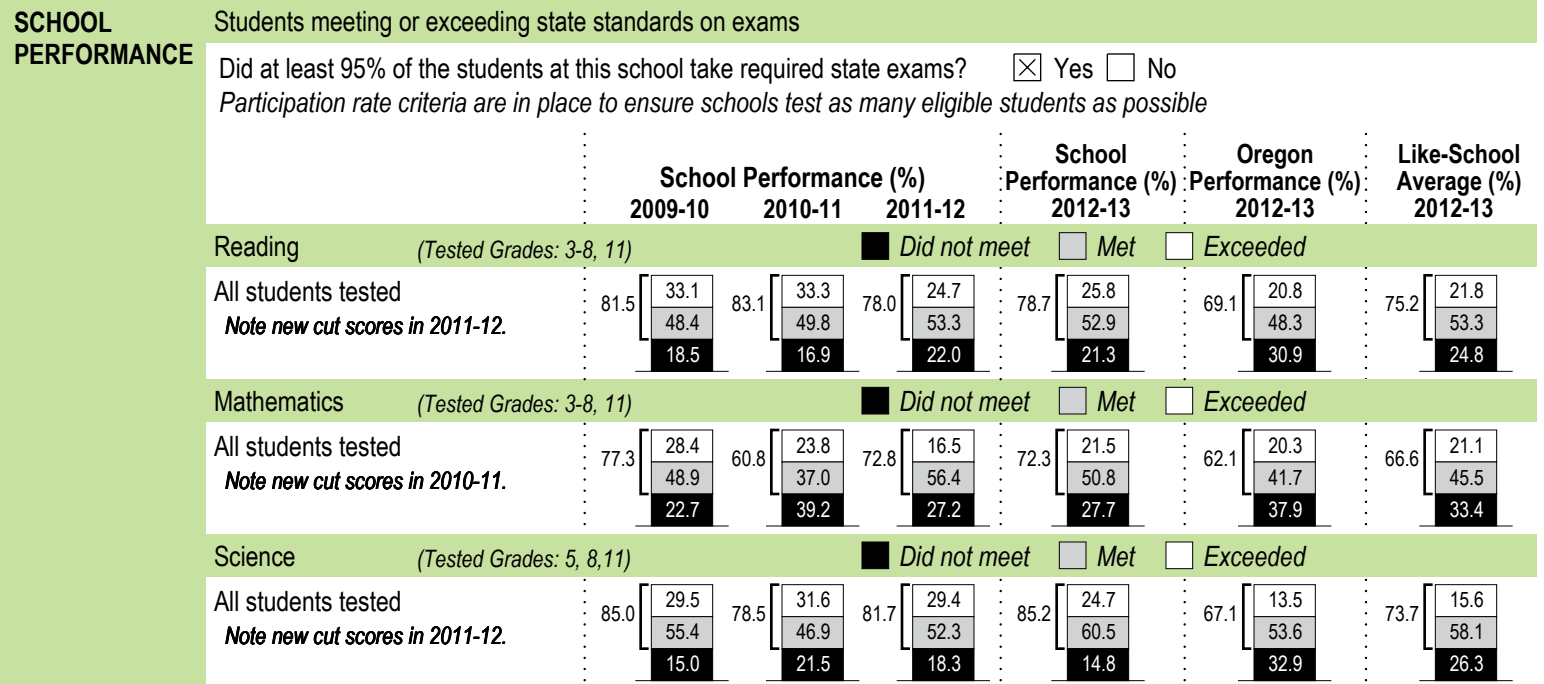
- Level 1** = Falls into the bottom 5% of schools
- Level 2** = Falls between 5% and 15% of schools
- Level 3** = Falls between 15% and 44% of schools
- Level 4** = Falls between 44% and 90% of schools
- Level 5** = Falls into the top 10% of schools

Compared to middle schools with similar student demographics in 2012-13, this school's rating is above average.



- Below average** = Falls into the bottom third of comparison schools
- About average** = Falls into the middle third of comparison schools
- Above average** = Falls into the top third of comparison schools

PROGRESS ARE STUDENTS MAKING ADEQUATE GAINS OVER TIME?



Visit www.ode.state.or.us/go/data for additional state exam results.

Note: a "*" is displayed when data are unavailable or to protect student confidentiality.

OUTCOMES FOR KEY STUDENT GROUPS AT THIS SCHOOL COMPARED TO THE SAME GROUPS STATEWIDE

STUDENT GROUP OUTCOMES	School Performance (%)	Oregon Performance (%)	School Compared to OR Average	School Performance (%)	Oregon Performance (%)	School Compared to OR Average	School Performance (%)	Oregon Performance (%)	School Compared to OR Average		
	All Students				American Indian/Alaska Native			Native Hawaiian/Pacific Islander			
Reading	78.7	69.1	+9.6	Reading	*	55.7	*	Reading	*	52.5	*
Mathematics	72.3	62.1	+10.2	Mathematics	*	46.2	*	Mathematics	*	51.6	*
Science	85.2	67.1	+18.1	Science	*	54.9	*	Science	*	43.6	*
Economically Disadvantaged				Asian			White				
Reading	57.6	57.5	+0.1	Reading	*	78.4	*	Reading	83.0	75.4	+7.6
Mathematics	55.0	50.0	+5.0	Mathematics	*	80.7	*	Mathematics	76.8	67.1	+9.7
Science	62.9	55.0	+7.9	Science	*	74.1	*	Science	88.5	74.4	+14.1
English Learners				Black/African American			Female				
Reading	34.1	45.3	-11.2	Reading	*	50.2	*	Reading	80.0	72.9	+7.1
Mathematics	31.7	45.2	-13.5	Mathematics	*	40.1	*	Mathematics	72.5	63.3	+9.2
Science	28.6	38.6	-10.0	Science	*	38.8	*	Science	88.2	64.4	+23.8
Students with Disabilities				Hispanic/Latino			Male				
Reading	38.3	31.5	+6.8	Reading	47.1	50.9	-3.8	Reading	77.3	65.5	+11.8
Mathematics	27.7	23.4	+4.3	Mathematics	42.6	46.7	-4.1	Mathematics	72.1	60.9	+11.2
Science	52.9	37.0	+15.9	Science	50.0	45.7	+4.3	Science	82.6	69.6	+13.0
Talented and Gifted				Multi-Racial							
Reading	>95	98.6	*	Reading	90.3	73.2	+17.1	<div style="border: 1px solid black; padding: 5px;"> Note: a "*" is displayed when data are unavailable or to protect student confidentiality. </div>			
Mathematics	>95	98.3	*	Mathematics	77.4	65.1	+12.3				
Science	>95	98.2	*	Science	77.8	72.7	+5.1				

CURRICULUM & LEARNING ENVIRONMENT WHAT IS THIS SCHOOL DOING TO IMPROVE STUDENT LEARNING AND TO PREPARE STUDENTS FOR THE FUTURE?

SCHOOL READINESS

Strong PBIS systems supporting positive behavior; Advisory programs
Counseling for emotional, academic, and behavioral issues
Bullying and harrasment prevention programs

Administer and review Health Teens Survey annually
Summer school: Transition program for incoming 6th grade students
WEB (Welcome Everybody); Mentors for incoming 6th grade students

ACADEMIC SUPPORT

Schoolwide Intervention classes for student support
Special Education programs for students with learning disabilities
Additional academic time and support outside the school day
Support programs for English language learners
Education assistants who provide individualized academic support

ACADEMIC ENRICHMENT

WORLD LANGUAGE COURSES

*Information was not submitted for this section.

SPECIAL PROGRAMS

Student garden program; Art, music, and performing arts classes
Access to high school math courses; academic enrichment courses

CAREER & TECHNICAL EDUCATION

Computer education courses

EXTRACURRICULAR ACTIVITIES

Various student interest clubs at lunch and after school
Middle school track

Lego Robotics; Battle of the Books
Partnership with Boys & Girls Club

Data and information in the Curriculum and Learning Environment section was provided by local schools and districts and was not verified by the Oregon Department of Education.