

FROM THE PRINCIPAL

Dear Parents and Community Members,

The North Albany Middle School Tigers are proud of our many successes this year, and the growth our students continue to make. We received a Level 4 out of 5, with scores that show our students are performing higher than other schools with similar demographics. We continue to increase the number of students meeting growth expectations, and we have had successes with our sub-groups as well. It will continue to be a focus this year. With our class structure, students take courses to challenge and advance, as well as learn positive citizenship skills. Our staff works collaboratively using standards as the foundation for their teaching and grading, so students are measured on the same grade level expectations, concepts and assessments. Common Core and state standards are the basis our grading, and progress

reports will reflect student proficiency levels on required standards. Our staff utilizes a variety of interventions including classes and instructional supports for those students needing additional time to learn.

You are an integral part of our school success. Please partner with us by checking Pinnacle on a weekly basis, reading through your student's planner and having nightly discussions on what was learned that day. In addition, daily attendance is critical for consistency and growth in student learning. Please join our e-mail list, sign up for our school app or visit our website for more information. We're proud to share our Tiger Pride!

Thank you,

Principal | Jane Evans

SCHOOL PROFILE

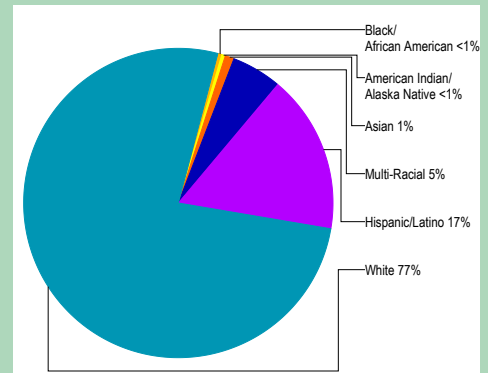
Enrollment 2013-14	532
Change from previous year	-0.9%
Students attending 90% or more of enrolled days	86.6%

Select Demographics 2013-14	
English Learners	9%
<i>Students who have ever been eligible for or participated in a program to acquire academic English.</i>	
Economically disadvantaged	38%
Students with disabilities	9%

Number of different languages spoken: 4

Note: a "*" is displayed when the data must be suppressed to protect student confidentiality.

STUDENTS

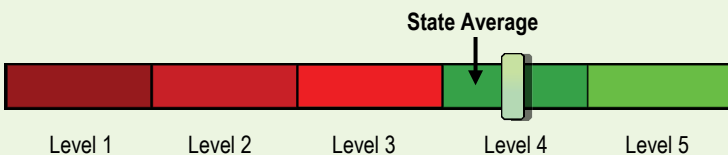


OVERALL STATE RATING

HOW ARE STUDENTS AT THIS SCHOOL PERFORMING COMPARED TO THOSE AT OTHER SCHOOLS?

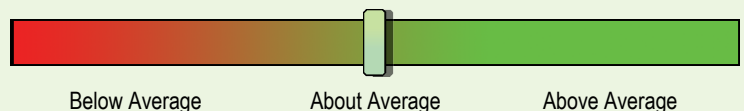
The overall state rating is intended to summarize this school's particular successes and challenges. It is based on a combination of up to five factors. Three of these factors come from standardized test scores in reading and math: student achievement, student growth, and the growth of underserved subgroups. Please be aware that this rating is based mainly on high-stakes testing and accordingly, represents a limited view of student performance. Other aspects of this report card are designed to put this rating in the proper context.

Compared to all schools statewide in 2013-14, this school is rated as Level 4.



- Level 1** = Falls into the bottom 5% of schools
- Level 2** = Falls between 5% and 15% of schools
- Level 3** = Falls between 15% and 44% of schools
- Level 4** = Falls between 44% and 90% of schools
- Level 5** = Falls into the top 10% of schools

Compared to middle schools with similar student demographics in 2013-14, this school's rating is about average.



- Below average** = Falls into the bottom third of comparison schools
- About average** = Falls into the middle third of comparison schools
- Above average** = Falls into the top third of comparison schools

This school participated in the Smarter Balanced field test. Interpret the overall school rating and the like-school comparison rating with caution.

PROGRESS ARE STUDENTS MAKING ADEQUATE GAINS OVER TIME?

SCHOOL PERFORMANCE

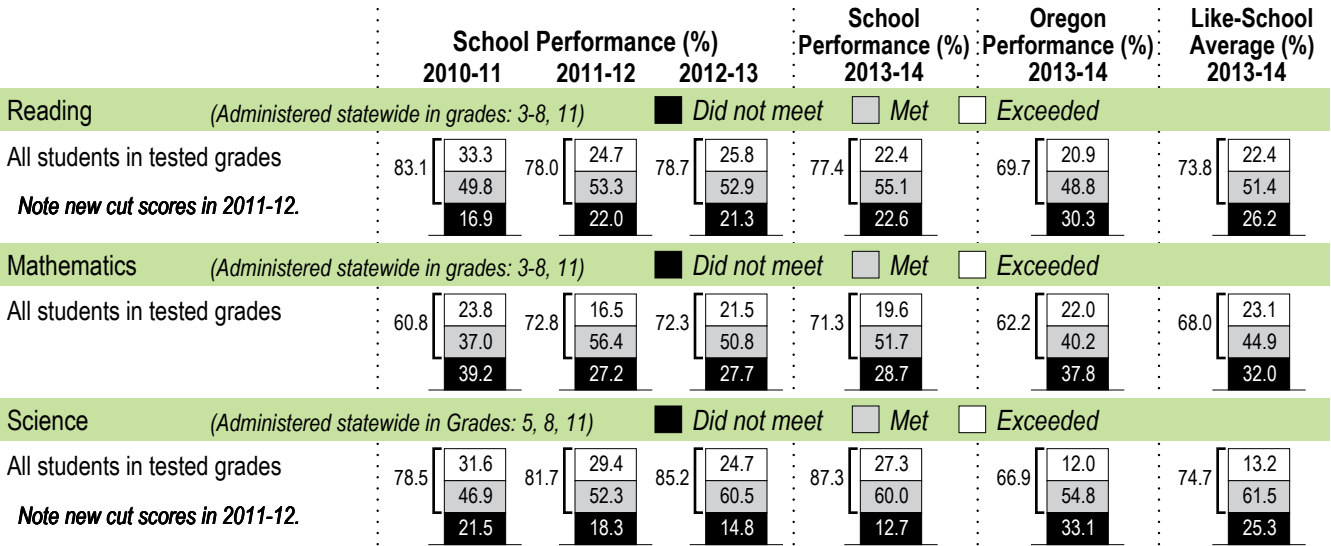
Performance of students enrolled in the school for a full academic year

Did at least 95% of the students at this school take required assessments? Yes No

Participation rate criteria are in place to ensure schools test as many eligible students as possible

This school participated in the Smarter Balanced field test.

Interpret reading and mathematics assessment results with caution.



Visit www.ode.state.or.us/go/data for additional assessment results.

Note: a "*" is displayed when data are unavailable or to protect student confidentiality.

OUTCOMES FOR KEY STUDENT GROUPS AT THIS SCHOOL COMPARED TO THE SAME GROUPS STATEWIDE

STUDENT GROUP OUTCOMES

	School Performance (%)	Oregon Performance (%)	School Compared to OR Average	School Performance (%)	Oregon Performance (%)	School Compared to OR Average	School Performance (%)	Oregon Performance (%)	School Compared to OR Average	
Economically Disadvantaged				American Indian/Alaska Native			Native Hawaiian/Pacific Islander			
Reading	60.6	57.8	+2.8	Reading	*	54.9	Reading	*	55.6	
Mathematics	54.3	49.5	+4.8	Mathematics	*	45.6	Mathematics	*	52.4	
Science	64.3	54.6	+9.7	Science	*	54.0	Science	*	48.4	
English Learners				Asian			White			
Reading	39.1	47.7	-8.6	Reading	*	79.8	Reading	80.4	75.8	
Mathematics	37.0	46.5	-9.5	Mathematics	*	81.3	Mathematics	74.9	67.3	
Science	37.5	40.5	-3.0	Science	*	74.8	Science	89.3	74.5	
Students with Disabilities				Black/African American			Female			
Reading	33.3	30.5	+2.8	Reading	*	50.5	Reading	79.0	73.7	
Mathematics	26.7	22.3	+4.4	Mathematics	*	39.1	Mathematics	73.3	63.7	
Science	66.7	36.7	+30.0	Science	*	39.1	Science	89.0	64.9	
Migrant				Hispanic/Latino			Male			
Reading	*	42.5	*	Reading	59.5	52.4	+7.1	Reading	75.6	65.9
Mathematics	*	41.2	*	Mathematics	53.6	47.0	+6.6	Mathematics	68.9	60.7
Science	*	33.2	*	Science	72.7	45.9	+26.8	Science	85.5	68.8
Talented and Gifted				Multi-Racial						
Reading	>95	98.5	*	Reading	85.7	73.6	+12.1			
Mathematics	>95	98.2	*	Mathematics	75.0	64.5	+10.5			
Science	>95	98.1	*	Science	>95	70.5	*			

Note: a "*" is displayed when data are unavailable or to protect student confidentiality.

CURRICULUM & LEARNING ENVIRONMENT WHAT IS THIS SCHOOL DOING TO IMPROVE STUDENT LEARNING AND TO PREPARE STUDENTS FOR THE FUTURE?

SCHOOL READINESS

- Strong PBIS system to support positive academic and social behaviors
- Advisory program as positive connection to staff and school
- Partnerships with juvenile and family support agencies
- Counseling for emotional, academic and behavioral issues
- Bullying and Harassment prevention curriculum and program
- WEB (Where Everybody Belongs) Mentors for incoming 6th grade students
- Administer and review data from Healthy Teens Survey
- Girls Circle and Boys Group for support and skill building

ACADEMIC SUPPORT

- Special Education programs for students with behavioral and learning disabilities
- English Language Learner support classes and bi-lingual assistant
- Education assistants who provide individualized academic support
- Reading Intervention through READ 180
- Math Intervention through scheduled intervention class
- CARE Team process to identify student need and supports
- FLEX time short term intervention for specific concept/standard support
- Lunchtime support for extra time to complete coursework

ACADEMIC ENRICHMENT

WORLD LANGUAGE COURSES

- Spanish

SPECIAL PROGRAMS

- Student Garden and Green house
- Vocal and Instrumental Classes
- Art Class
- Peer Mentors
- Home Economics
- 6th grade computer and study skill classes
- Access to high school math courses for credit
- FLEX offerings with multiple enrichment opportunities each six weeks
- Dual Immersion program starts 2014-2015 School Year

CAREER & TECHNICAL EDUCATION

- Computer Education courses
- Keyboarding courses
- Video production course
- Career unit and Career fair for 8th grade
- College visits
- All student complete and maintain goal setting iPass

EXTRA-CURRICULAR ACTIVITIES/ AFTER SCHOOL PROGRAMS

- Student interest clubs at lunch and after school
- Leadership class
- Lego Robotics
- Battle of the Books
- Partnership with Boys and Girls Club
- Middle School Track
- Musical and drama productions

Data and information in the Curriculum and Learning Environment section was provided by local schools and districts and was not verified by the Oregon Department of Education.